

The home page of the HK

3 steps to your perfect visit

www.hk-awt.de

Find the HK App
at App Store
and Google play

HK 2019

Härtereikongress
Heat Treatment Congress
22nd – 24th October 2019
Cologne Trade Fair

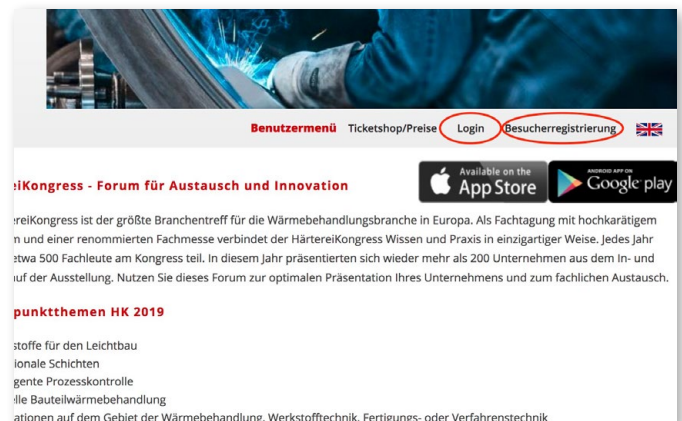
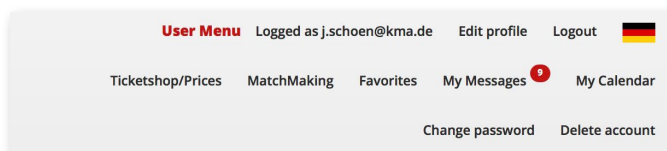
1. Registration and Login

Click on »**Register as Visitor**« to create your visitor profile. The fields marked with an asterisk (*) are mandatory.

You can **select several categories of exhibitors** that are of interest to you, as well as create your own profile by **ticking the visitor categories**.

Once you have received your login details, you can use these to log in by clicking on the »**Login**« button.

After logging in, you will now find the extended user menu:



2. MatchMaking

MatchMaking is available to all exhibitors and registered visitors and offers you options for optimally planning your time at the congress:

Matching interests

Once you are logged in you will find exhibitors, whose interests/categories match those you have specified under »Edit profile«, in your »**MatchMaking**« section.

Now it's your turn!

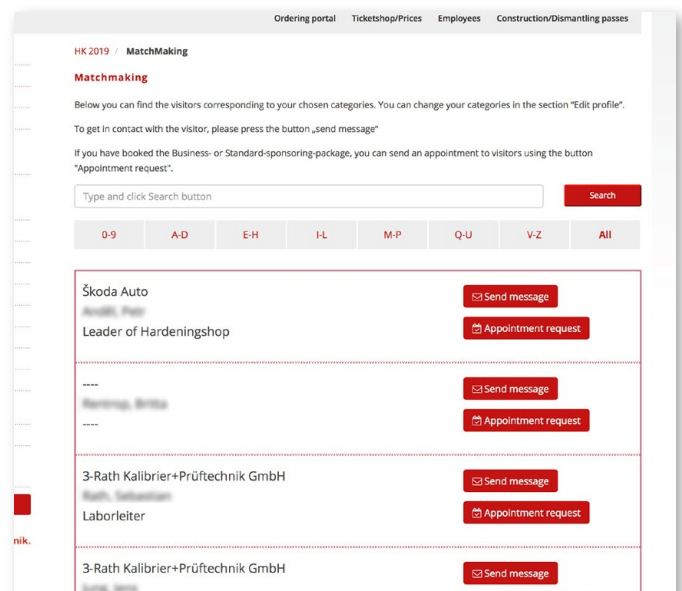
Messaging function

You can write messages to exhibitors in the sections »MatchMaking«, »Favourites« and »Index of exhibitors«.

Online appointment management

You can use the online appointment function to send exhibitors an appointment request. Appointments will be displayed under »My Calendar«, where you also have the option to edit them.

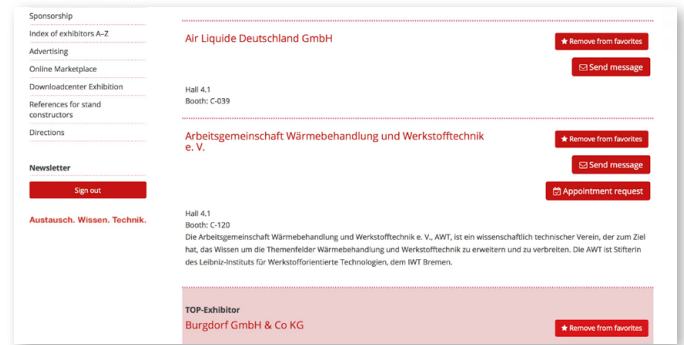
Exhibitors with a Business or Premium sponsorship package are also able to send you appointment requests.



Favourites

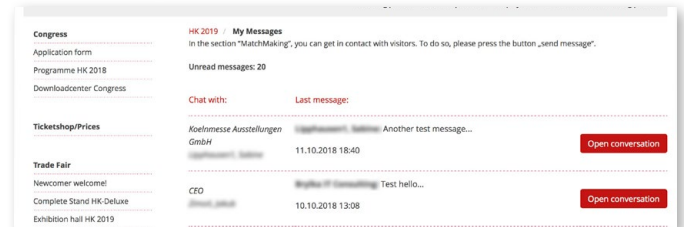
Under this menu item, you will find a list of all the exhibitors from the index of exhibitor or MatchMaking sections that you have added using the »**Add to favourites**« button.

This section also allows you to use the **messaging function** and to send **appointment requests**.



My Messages

Click on the menu option »**My Messages**« to see all your online conversations. You will be informed about incoming messages by e-mail. Additionally, while you are logged in, a notification will be displayed on your screen whenever you receive a message.



My Calendar

The »**My Calendar**« section is your scheduling tool for the HeatTreatmentCongress!

All the appointments you have arranged in the run up to the congress in Cologne are displayed here.

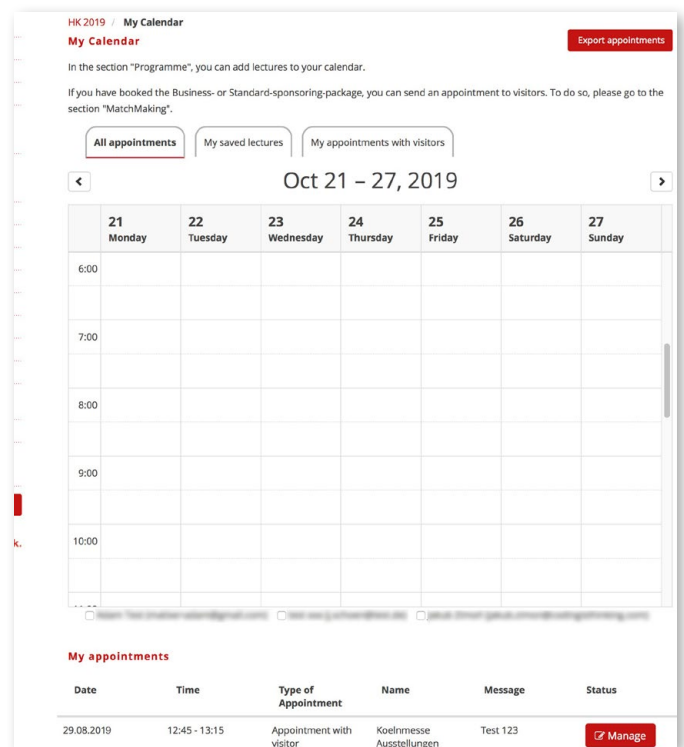
The calendar allows you to **arrange appointments with exhibitors** who are displayed in your MatchMaking section, that is, those exhibitors who have the same areas of interest as you.

You can also message exhibitors and arrange appointments with exhibitors who are not displayed in your MatchMaking section by using the index of exhibitors or by adding an exhibitor to your favourites.

You can also **add presentations in the congress programme** to your calendar.

You can do this by clicking on »**Programme HK 2018**« in the navigation on the left. Next to each presentation, you will see a red button »Add presentation to My Calendar«.

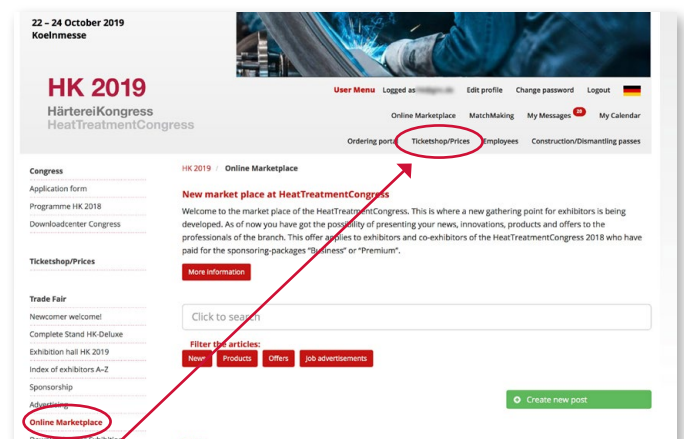
You can transfer the appointments you have scheduled to your Outlook calendar. To do this, go to »My Calendar« and click on »**Export appointments**«. A new calendar will then be displayed in your Outlook.



Online Marketplace

In the Online Marketplace, you will find the latest articles, products and job advertisements published by the exhibitors at the HK 2019. You can filter the information by news, products, offers and job advertisements.

Registered visitors have the opportunity to send a message to exhibitors whose **news, products, offers** or **job advertisements** they are interested in. The exhibitors can also be added to your favourites.



3. Ticket Shop

Clicking »Ticketshop/Prices« you directly get into the ticketshop. Buy your ticket(s) there!